



**WISCONSIN HEALTH
INFORMATION ORGANIZATION**

2.0 Product Update

December 2018

BETTER INFORMATION. BETTER DECISIONS.

Wisconsin Health Information Organization (WHIO)

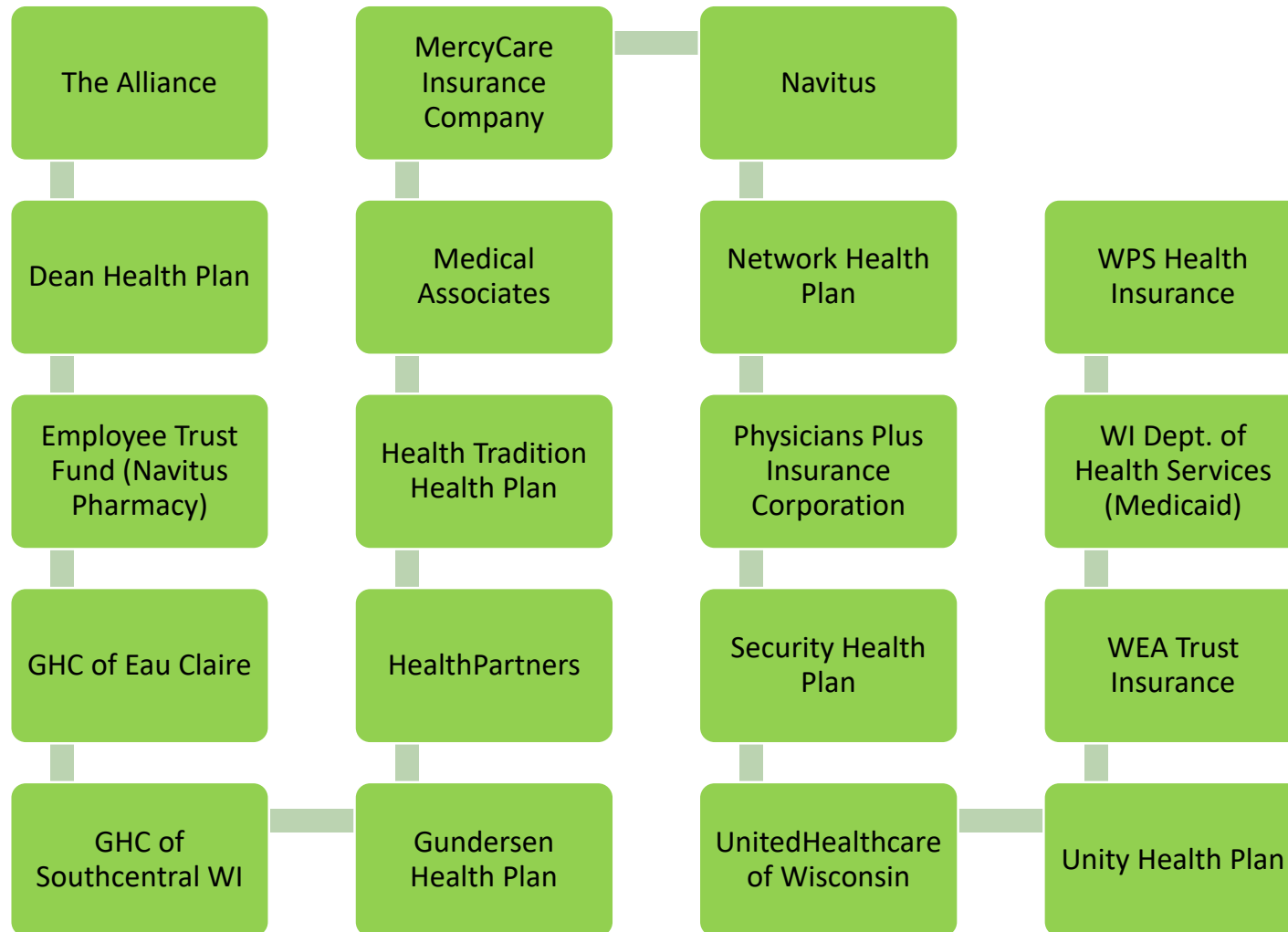
VISION: To be an indispensable information resource to those who work to improve health & the value of healthcare in Wisconsin.



WHIO is a 501c3 supported by visionary leaders from health plans, health care provider organizations, clinicians, employers & public agencies.

Largest source of Wisconsin information across the continuum of care continuum with about **4 Million covered lives & \$100B in charges**

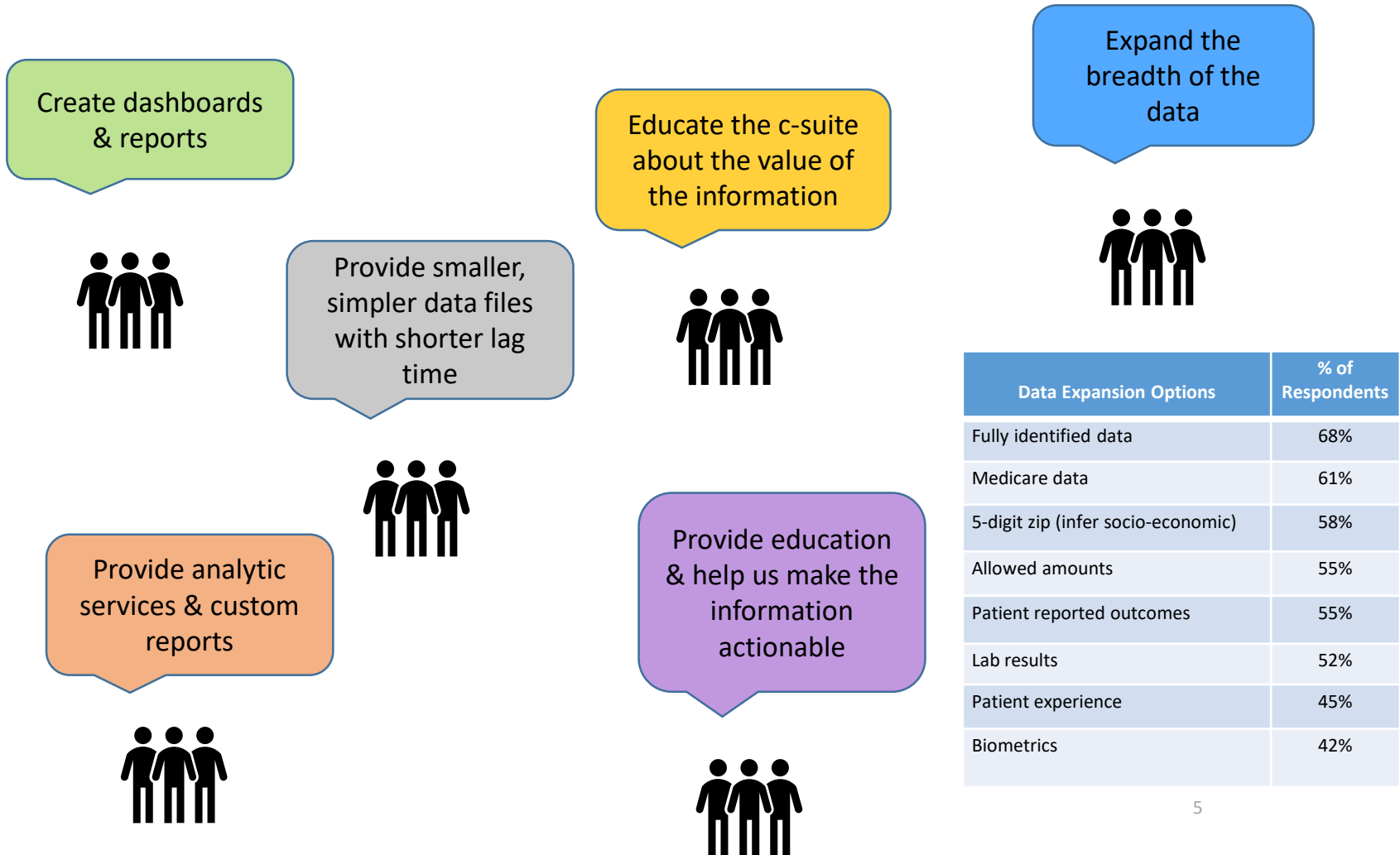
WHIO's Data Contributors



WHIO 2.0 Project Status Update

- Testing and implementation of submitted data underway
- Product development underway
- Initial products available in April 2019
 - Additional products over time
- Medicare FFS data planned to be incorporated in second half 2019

Customer Input on WHIO Products and Services



Product & Service Overview



Intelligence
Bank

- Give me the data
- Replaces physical copy of the DataMart



Applied
Insights

- Show me the way
- Replaces Impact Intelligence BI tool



Provider
Portfolio

- Build a better registry
- New product offering



Custom
Analytics

- Help me decide
- Expanded service



Data Driven
Decisions

- Teach me how
- Augment user tool training



Intelligence Bank

Give Me The Data

- Standard Integrated Data (SID)
 - Essential data elements; patient- and provider-matched; de-identified
 - Smaller file size
 - Each release includes ability to integrate with prior releases, allowing you to build a longitudinal data set over time
- Availability and delivery
 - Shorter lag time
 - Initial “seed” file of two years of data
 - Then updated quarterly; incremental file
 - Training, technical support, and user documentation
- Key value = building your own comprehensive data base over time



Intelligence Bank

Give Me The Data

- **Enhanced Data (ED)**

- Akin to WHIO's historical DMVs
- Essential data elements; patient- and provider-matched; de-identified plus episode grouping and normalized pricing (from Optum Insights pending contract finalization)
- Replacement files; unique patient key
- Each release is 24 months of data grouped into two 12-month periods

- **Availability and delivery**

- Longer lag time required to create enhancements
- File delivered semi-annually; rolling 6 months
- Training, technical support, and user documentation

- **Key value = enhancing your analytic capabilities with Optum's solution**

Have You Ever Asked These Questions?

- How does my utilization compare to others?
- Is there sufficient demand to warrant a new service in my area?
- What are the risk factors for members who are new to my plan?
- What specialist are the patients of my PCPs using?
- How does my RAF scores compare to other Medicare Advantage plans?



Applied Insights

Show Me The Way

- Secure, Web-based access to pre-built Tableau reports
- Benchmarking reports for key information at a glance
- WHIO provides the data AND the analytics
- Designed for ease of navigation; may be deployed to management and other non-analysts



**WISCONSIN HEALTH
INFORMATION ORGANIZATION**

USER LOG IN

Email

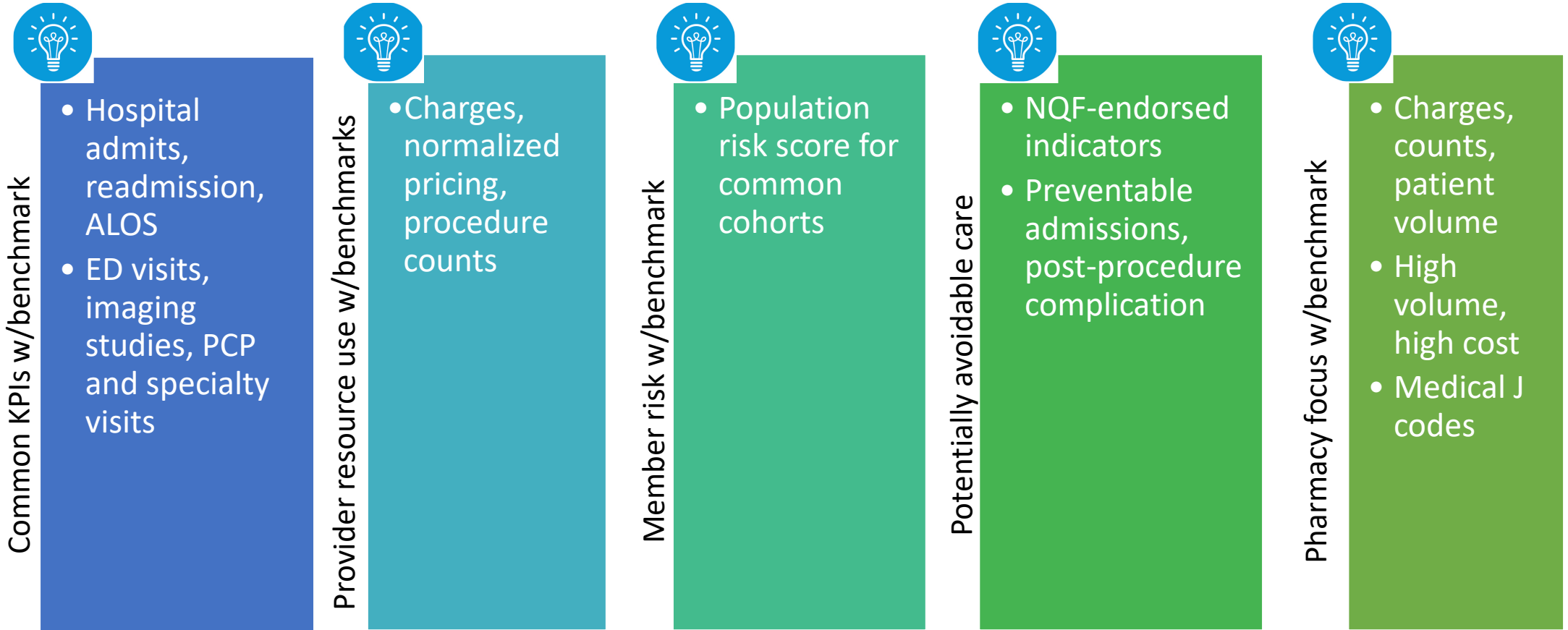
Password

Log In

[Request Account](#) | [Forgot Password](#)

BETTER INFORMATION. BETTER DECISIONS.

Applied Insights: Health Plan Sample Metrics



Potential filters: *insurance product, named health system, named provider, age, gender, geography, time*

Applied Insights: Health Systems Sample Metrics



Common KPIs w/benchmark

- Hospital admits, readmission, ALOS
- ED visits, imaging studies, PCP and specialty visits



Provider resource use w/benchmarks

- Charges, normalized pricing, procedure counts



Market share

- Analyze key services by geographic area
- Identify unmet needs
- Distance to referral sites



Referral patterns and out-migration

- Service providers for my PCPs' patients
- Clinical episode services my system provides vs. others



Potentially avoidable care

- NQF-endorsed indicators
- Preventable admissions, post-procedure complication

Potential filters: insurance product, named health system, named provider, age, gender, geography, time




Applied Insights

Show Me The Way

- Population explorer

- Pre-built common clinical and/or procedure-based populations such as diabetes, hypertension, knee replacement
- Limited amount of data
- Export the data to your computer for further analyses





Provider Portfolio

Build a Better Registry

- Created by WHIO from information supplied by Wisconsin providers and supplemented from other sources
 - Improves WHIO's provider data integration and accuracy of reports
- Reliable source for your data warehouse, provider directories, and payment systems
- Keyed off the NPI
- Standard file format easily downloadable from WHIO's customer portal on a scheduled basis

Services


Custom Analytics



A seasoned partner to meet you where you are on your journey to success.

We help you ask the right questions, we analyze the data, and we help you craft a winning strategy.

Data Driven Decisions



In the knowledge era, data driven decisions lead to a winning strategy.

WHIO will be offering educational resources to build knowledge and capacity in your organization to help you accelerate change.

Contact Us!

- WisconsinHealthInfo.org
- info@WisconsinHealthInfo.org
- 608-442-3876
- No Twitter feed or Facebook page – phone us and get a Wisconsinite